



QUICK·STEP®

FLOOR DESIGNERS



ALPHA VINYL

Unrivalled
beauty

Wonderfully
silent

Innovative watertight
technology



Visualise your choice of flooring in your own interior with our RoomViewer


Having doubts about which Quick-Step floor suits your interior best? No problem! Thanks to the online RoomViewer, you can preview any floor in your own interior to help you make the right choice.



SCAN THE QR CODE TO ACCESS THE ROOMVIEWER

Start exploring

ALL ABOUT ALPHA VINYL	P. 4
SUSTAINABILITY AT THE HEART OF YOUR HOME	P. 12
ON TOP OF THE TRENDS	P. 14
TOOLS TO HELP YOU CHOOSE	P. 24
TIPS & TRICKS	P. 26



Discover our choice of flooring and matching accessories for your home

COLLECTION OVERVIEW	P. 34
CIRO	P. 36
BLOOM	P. 44
BLOS	P. 62
ILLUME	P. 74
ORO	P. 84
ACCESSORIES	P. 94

Why choose rigid vinyl flooring?

Looking for a renovation-friendly floor? Then rigid vinyl flooring is the solution for you. Installing a rigid vinyl floor on an existing surface is a breeze. It can be laid over existing floors, including uneven surfaces. So no need to spend time removing old flooring. But not every rigid vinyl floor is the same. That's where Alpha Vinyl comes in.

What makes Alpha Vinyl so unique?

When you're living your best life, you want a floor that can withstand anything. Alpha Vinyl is expertly designed and produced by our team in Belgium, so you don't have to compromise on design or performance. Combining robust practical features with exquisite surface detailing, you'll have worry-free, high-performing, beautiful floors. What could be better?

Discover our three distinct features that will make you fall in love with Alpha Vinyl, your best choice for flooring.

1. UNRIVALLED BEAUTY

Looking at our Alpha Vinyl floors, you will struggle to believe it's not real wood or stone. Using our revolutionary technology our floors have a hyper-natural surface design, recreating a feeling of nature in your home. From walking in woodland to picking flowers in a forest, nature gives us the respite we need from our busy lives and inspires us when creating our designs.



2. WONDERFULLY SILENT

After a busy day you deserve to come home to peace and quiet. From kids running around, to clatters from mishaps in the kitchen, there's usually some sort of noise going on. Alpha Vinyl helps you to switch off. Our sound-reducing floors will give you the perfect sanctuary to unwind. Sound good?



3. INNOVATIVE WATERTIGHT TECHNOLOGY

In a home full of life, there's bound to be accidents but thanks to our watertight click-system, you can cope with spills. Water can't seep through the joints so your subfloor will stay completely dry. Our technology prevents dirt and damage to your subfloor that leads to an unhealthy indoor environment.





Unrivalled beauty

Our revolutionary surface technology gives the most natural looking vinyl to date. Taking inspiration from nature, our Belgian floor designers are committed to searching for the perfect original piece of wood or stone to base their designs on. Not only will your floors look right on-trend but they're hard to tell apart from the real thing.



AVMPU40318

Extra matt surface

At home everyone should feel free to be themselves, from children playing and running around, fun at family get-togethers, to pets doing what they do. Our top-performing lacquer creates a beautiful matt effect. What's more, our flooring comes with excellent stain and scratch resistance. So you don't need to compromise on performance or beauty.



AVMPU40318



Designs to inspire

We know you want to make your home look good so Alpha Vinyl's new collections are sure to inspire. Whether you like natural-looking wooden planks, bold tiles in playful colours or a carpet look, our Alpha Vinyl collection has the perfect floor for you.



True-to-nature design



The natural knots, woodgrain and stone indentations in your Alpha Vinyl floor are so authentic you'll have to look twice. Thanks to revolutionary technology, Alpha Vinyl has an authentic depth structure which makes its surface hyper-natural. Allowing all the performance you'd expect from vinyl together with our superior, detailed design.



Brilliantly quiet

Alpha Vinyl's unique soft layer (A) minimises everyday sounds like children running around and heels clacking on the way out to work.

Our attached underlay (B) is able to reduce impact noise to neighbouring rooms by up to 21 decibels, making the floor even quieter. And for those that live in an apartment, this means not disturbing the neighbours below when inviting guests around.



Wonderfully silent

With better soundproofing than traditional flooring, Alpha Vinyl is the ideal flooring for a home full of life. Engineered with multiple layers, you'll have the quiet and calm you deserve, away from the hustle and bustle of daily life.

Next to that, the innovative attached underlay will also reduce the sound towards neighbouring rooms. Sound good?



There's more!

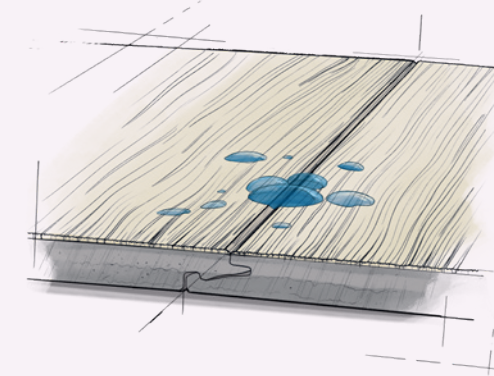
Not only does the underlay reduce sound, but thanks to our unique production process, the attached underlay fits seamlessly to the planks or tiles, so you don't have to worry about gaps. This ensures a perfectly supported click-system and improved sound dampening.

And did you know, our floors remain internally recyclable even with the attached underlay? So you can feel good about choosing flooring that commits to fully re-integrate production waste. See page 12-13 for more information on our commitment to sustainability.



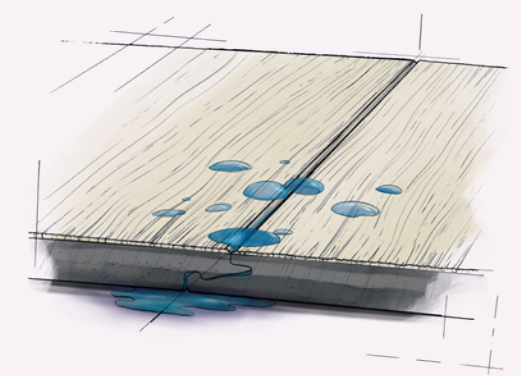


On top of that, our watertight Hydroseal technology, in combination with the Uniclic or Unizip system, fully closes the joints between your planks and tiles. This makes the floor surface entirely watertight and prevents dirt and bacteria from settling in the subfloor. Our engineered click-systems are designed for maximum ease of installation, it's simply click and go! To guarantee a super strong, watertight connection with speedy, user-friendly installation, our Uniclic and Unizip click-systems with interlocking tongue and groove offer the best technical performance on the market.



/// QUICK-STEP

Our Hydroseal technology, in combination with the Uniclic or Unizip system, fully closes the joints. Making the floor surface entirely watertight, and preventing dirt and water seeping through the joints, avoiding damage to your subfloor.



COMPETITION

Weaker click-systems and no Hydroseal technology mean water and spills can get through the joints. This leads to dirt and damage to the subfloor.

AVMPU40318



Innovative watertight technology

Spilled water on your floor? You don't need to worry about raised edges or swollen planks. All of Alpha Vinyl's components are 100% waterproof. Make your dreams a reality in your favourite rooms – even in challenging areas like the bathroom, kitchen, and hallway!



10

AVMPU40318



Unizip

Creating a herringbone pattern? Ordinarily, you'd need two different types of planks, A and B, which would mean slower and trickier installation. Not with Alpha Vinyl. Our herringbone floor has one ingenious type of plank that clicks on both sides, thanks to the Unizip system. You'll have a beautiful new herringbone floor in no time!



11

AVHBU40360

Sustainability at the heart of your home



We all love natural beauty. The only way to continue to enjoy the beautiful things our planet has to offer is to treat it with respect. That's why our flooring products not only look good, but are as hard-wearing and sustainable as possible. Together, we can reduce our ecological footprint, from the production of your flooring to the end of its life.

Clean indoor air

Most of your life takes place indoors, which is why the air quality in your home is so vitally important. Many factors have an effect on it: ventilation, candles, cleaning agents, and even the materials used in your interior, such as the flooring. That is why we minimise our emissions of harmful substances and have reduced them **lower than the European standard**. What's more, you don't

need any aggressive cleaning products to keep your vinyl flooring clean. All you need is lukewarm water and, if necessary, some Quick-Step Floor cleaner product.

The following labels demonstrate that your flooring complies with the strictest environmental and health standards:



The highest guarantee for the air quality in your home.



International building classification programme for low-emission products.



The proof that our flooring products do not release toxic substances and are odourless.



This SCS label shows that your flooring meets low-emission product requirements.

Consciously selected materials

We manufacture your vinyl flooring in Belgium, in the heart of Europe. The raw materials come mainly from neighbouring countries. Vinyl flooring can contain up to 40% **chalk**, a material that is and will remain available in abundance. Another quarter of our vinyl is made from **recycled PVC** from our own production waste. Only one quarter is made from what is known as **'virgin' or new PVC**. The remaining ingredients – primarily **additives** – do not contain any harmful substances. The plasticizers we use to make your flooring flexible are the same as those used in children's toys and food packaging and are, therefore, **100% ortho-phthalate-free**.

Green production

We take every opportunity to make our production processes greener. For this reason, we joined the **European Energy Efficiency Programme**, which aims to implement as many energy-saving measures as possible and monitors all efforts from day to day. Furthermore, 70% of the heat we use in our production unit is generated from wood residues and dust from our nearby lamination site. This helps us to save 25,000 tonnes of fossil CO2 emissions per year.

Circular ecosystem

We recycle 99% of our own industrial waste through our internal production process. This means we do not burn or dump materials unnecessarily, and we create our own circular ecosystem.



Scan the QR code to find out more about our commitment to sustainability.

On top of the trends

SOFT TRANQUILLITY

AUTHENTIC NATURE

DARK WABI-SABI

You're all about style. We get that. That's why we continuously add new floors to our collection, following the latest trends in colours and patterns for our designs. For our Alpha Vinyl collection, we took inspiration from three trends that bring peace and tranquillity back to your home.





AVMPU40236



BLOOM

AVMPU40236

SOFT TRANQUILLITY

Home. It's where you take a break, unwind, and retreat from the hectic outside world. Creating a harmonious setting to come home to isn't difficult at all. Light, neutral colours and tactile, hand-made materials are great ways to achieve tranquillity. A combination of soft textures and colours allows you to recharge and face the next day with renewed energy.

Soft tranquillity also concerns the minimalism found in Japandi, a stylish trend combining Japanese and Scandinavian interior design. Natural materials such as light oak with little knots and subtle colour contrast inspire the calm of nature. A beautiful example is our Botanical beige oak. Quiet, light neutrals like whites, simple but stylish light greys and natural elements combine well. Or try our Bloss collection in light colours and go for that premium touch.

The only rule? Embrace simple, but avoid boring. Don't hesitate to go for a detailed but soft brushed surface. Alternatively, pick a warmer, sandy tone with a touch of pink, like the tones featured in our Coral stone tile.

Other floors to inspire you



AVSTU40232



AVSPU40277






BLOOM

AVMPU40199

AUTHENTIC NATURE

Long walks in the forest, gardening, staycations at home among the local flora and fauna... Connecting with nature has never been more important than it is today. Bring some of that natural harmony into your home by incorporating brown tones in your interior. Where black invites contrast, brown supports other colours and helps them shine. Adding touches of green and brown, like our Autumn oak chocolate or Cinnamon stone floors, will create a cosy yet luxurious atmosphere in your home.

Surrounding yourself with nature also means accepting the beauty of imperfection. No lines in nature are straight, and every tiny element is unique. You can find a lot of that authenticity in our floors – take, for example, the small splits, cracks and beautiful knots of our Botanical smoked oak. Ready to fill your cocoon with natural elements?




Other floors
to inspire you



AVMPU40238



AVSTU40233





AVSPU40279



BLOS
AVSPU40279

DARK WABI-SABI

The ancient Japanese aesthetic movement of wabi-sabi teaches us to see beauty in imperfection. Wabi-sabi revolves around asymmetry, geometric forms, robust unfinished materials and sleek shapes: a unique combination for any interior. Colourwise, upgrade your favourite rooms with earthy tones and vibrant greens. Another important facet of this movement is the focus on objects that add character or tell a story. Finally, rough materials like concrete, stone and wood can really make your rooms stand out.

Combining wabi-sabi and darker colours turns your home into a warm, luxurious place. Rough concrete surfaces, such as our Volcanic stone tile, add a touch of imperfection, inspiring balance, peace and tranquillity. Black and dark blue add a touch of mystery and exclusiveness. Not ready to go completely dark? Easily contrast dark elements with white or lighter-coloured surfaces and objects.

Other floors to inspire you



AVMPU40202



AVSTU40231



Visualise your choice of flooring in your own interior with our RoomViewer

Having doubts about which Quick-Step floor suits your interior best? No problem! Thanks to the online RoomViewer, you can preview any floor in your own interior to help you make the right choice.



SCAN THE QR CODE TO ACCESS THE ROOMVIEWER



Explore our inspiration gallery

Want to see more exciting flooring ideas? Head to our inspiration gallery.

In which direction should

Guided by the light

The direction of your floor has a huge impact on a room's overall appearance and can be a tough nut to crack. As a general rule, lay your floor in the same direction as the main light source in a room and in the same line as the most frequently used entrance. If there are several doors and windows, then opt for the direction that's the easiest to install.



In narrow rooms

Installing your floor in a narrow room? Why not lay it horizontally! Planks laid width wise will make the surface appear wider, avoiding a boxed-in effect. To enhance this even further, avoid dark colours for your floor or walls, as these will make a narrow room look even narrower.



I install my floor?

In short rooms

If you're laying your floor in a short room, you'll want to add a sense of depth. Make the room look longer by installing your floor lengthwise. Want to increase the effect of lengthwise installation? Make sure to combine a light-coloured floor with darker walls: this will add even more depth to your room.



WORRY-FREE INSTALLATION

Found your dream floor? Our Uniclic and Unizip systems ensure a quick and easy installation, even when fitting in tight corners and under radiators. On top of that, all Quick-Step floors can be installed over traditional underfloor heating, and even on stairs! In addition, we offer all the accessories you need to install and finish your floor.



Check out our installation tips and videos at [quickstep.com](https://www.quickstep.com)



Does size matter?

UNDOUBTEDLY YES!



ILLUME

AVMTU40274

A simple rule to follow is to use large format flooring for large rooms, which emphasises the spacious ambience. For small or irregular shaped rooms, a smaller format will better match the proportions of the room.

The icing on the cake

Matching skirtings

Go for a great look with Quick-Step's colour-matched skirtings for your floor.

PERFECTLY MATCHING COLOURS

Our skirtings flawlessly match the colour of every floor.

SCRATCH-RESISTANT TOP LAYER

Your skirtings are protected against the daily wear and tear.

QUICK-STEP WARRANTY

Skirtings come with the same warranty as your floor.



Paintable skirtings

Grab a can and paint your skirtings in a colour that suits your style, or simply leave them white. Do your skirtings need to withstand damp conditions, or do you want to be able to clean them with water? Make sure to choose waterproof skirtings.

























Go for the perfect finish with Stair Covers

Thinking of giving your stairs a makeover? Alpha Vinyl is ideal for staircases. With our durable Vinyl Stair Covers, you'll get the job done in no time. They can also be matched to the design of your floor. They're scratch and wear resistant, watertight, simple to clean and easily installed. Without a doubt, the most efficient way to renovate. Vinyl Stair Covers are available only with our Bloom, Blos and Ciro collections.

Beauty comes in many sizes



PLANKS		DIMENSIONS	UNDERLAY	BOX	BEVELS	CLASS	INSTALLATION	WARRANTY	DISCOVER THE COLLECTION
	CIRO	630 x 126 x 5+1 mm	 comes with underlay attached**, so no separate underlay should be installed	10 planks = 0.790 m ²		CLASS 33		✓ LIFETIME DOMESTIC USE	p. 36
	BLOOM	1494 x 209 x 5+1 mm	 comes with underlay attached**, so no separate underlay should be installed	6 planks = 1.870 m ²		CLASS 33		✓ LIFETIME DOMESTIC USE	p. 44
	BLOS	1251 x 189 x 4+1 mm	 comes with underlay attached**, so no separate underlay should be installed	9 planks = 2.128 m ²		CLASS 33		✓ LIFETIME DOMESTIC USE	p. 62
TILES		DIMENSIONS	UNDERLAY	BOX	BEVELS	CLASS	INSTALLATION	WARRANTY	DISCOVER THE COLLECTION
	ILLUME	856 x 428 x 5+1 mm	 comes with underlay attached**, so no separate underlay should be installed	6 tiles = 2.200 m ²		CLASS 33		✓ LIFETIME DOMESTIC USE	p. 74
	ORO	610 x 303 x 4+1 mm	 comes with underlay attached**, so no separate underlay should be installed	10 tiles = 1.848 m ²		CLASS 33		✓ LIFETIME DOMESTIC USE	p. 84

* Tested according to ISO CD 4760 (no leakage)

** Our Blos base and Oro base collections are available without underlay attached. Combine them with one of our separate underlay choices. For more information, see page 94.



GENUINE BEVEL

The bevel fits the character of the floor perfectly. The colour, design and structure of the plank are visible throughout the bevel.

CLASS 33: for commercial use.

Extra wear-resistant floors for areas with intensive usage.

WARRANTY CONDITIONS

www.quick-step.co.uk



AVHBU40359

CIRO



Our Ciro herringbone flooring collection features a warm, natural colour palette of sun-kissed wood designs. It's a great choice for those looking to add a touch of luxury and elegance to their home.

- ✓ LIFETIME WARRANTY DOMESTIC USE
- ✓ MADE IN BELGIUM



CIRO (AVHBU) - COMES WITH UNDERLAY ATTACHED

630 x 126 x 5+1 mm

Box: 10 planks = 0.790 m² = 6.760 kg

Pallet: 108 boxes = 85.75 m² = 764.530 kg = 646 x 1644 x 754 mm



CLASS 33

Pure oak polar
AVHBU40361
SEE THIS FLOOR ON PAGE 40



Pure oak blush
AVHBU40359
SEE THIS FLOOR ON PAGE 40



Botanic beige
AVHBU40362
SEE THIS FLOOR ON PAGE 41



Pure oak honey
AVHBU40360
SEE THIS FLOOR ON PAGE 42



Botanic smoked oak
AVHBU40363
SEE THIS FLOOR ON PAGE 42



Botanic caramel oak
AVHBU40364
SEE THIS FLOOR ON PAGE 43

Get creative with pattern

Creating a herringbone pattern? Ordinarily, you'd need two different types of planks, A and B, which would mean slower and trickier installation. Not with Alpha Vinyl. Our herringbone floor has one ingenious type of plank that clicks on both sides, thanks to the Unizip system. You'll have a beautiful new herringbone floor in no time!





Mix & match


Not sure whether to choose a herringbone or traditional plank design? Why not use both? Design vibrant rooms by mixing and matching our Bloom collection with our new Ciro collection. Create fun combinations for rooms that will look simply amazing.

CIRO

AVHBU40362

BLOOM

AVMPU40236



AVHBU40361

AVHBU40359



Visualise your choice of flooring in your own interior



SCAN THE QR CODE TO ACCESS THE ROOMVIEWER



AVHBU40360

AVHBU40363

AVHBU40364



AVMPU40080

BLOOM



For highly natural, on-trend designs, Bloom has a range of beautiful authentic colours. Evoking feelings of growth, renewal and beauty, our fresh and contemporary designs ensure every space in your home is natural and inviting.

- ✓ LIFETIME WARRANTY DOMESTIC USE
- ✓ MADE IN BELGIUM



BLOOM (AVMPU) - COMES WITH UNDERLAY ATTACHED 

1494 x 209 x 5+1 mm

Box: 6 planks = 1.870 m² = 15.500 kg

Pallet: 52 boxes = 97.40 m² = 843.700 kg = 1510 x 896 x 494 mm



CLASS 33

Snow pine
AVMPU40204
SEE THIS FLOOR ON PAGE 48



Cotton oak white blush
AVMPU40200
SEE THIS FLOOR ON PAGE 49



Sea breeze oak light
AVMPU40079
SEE THIS FLOOR ON PAGE 49



Pure oak polar
AVMPU40099
SEE THIS FLOOR ON PAGE 50



Sea breeze oak beige
AVMPU40080
SEE THIS FLOOR ON PAGE 51



Brushed oak beige
AVMPU40319
SEE THIS FLOOR ON PAGE 51



Botanic beige
AVMPU40236
SEE THIS FLOOR ON PAGE 52



Cotton oak beige
AVMPU40103
SEE THIS FLOOR ON PAGE 53



Pure oak blush
AVMPU40097
SEE THIS FLOOR ON PAGE 53



Elegant oak natural
AVMPU40316
SEE THIS FLOOR ON PAGE 54



Brushed oak honey
AVMPU40318
SEE THIS FLOOR ON PAGE 54



Autumn oak honey
AVMPU40088
SEE THIS FLOOR ON PAGE 55



Cotton oak deep natural
AVMPU40203
SEE THIS FLOOR ON PAGE 55

Pure oak honey
AVMPU40098
SEE THIS FLOOR ON PAGE 56



Cotton oak natural
AVMPU40104
SEE THIS FLOOR ON PAGE 56



Botanic smoked oak
AVMPU40238
SEE THIS FLOOR ON PAGE 57



Botanic caramel oak
AVMPU40315
SEE THIS FLOOR ON PAGE 57



Cotton oak cold grey
AVMPU40201
SEE THIS FLOOR ON PAGE 58



Botanic grey
AVMPU40237
SEE THIS FLOOR ON PAGE 58



Cotton oak cozy grey
AVMPU40202
SEE THIS FLOOR ON PAGE 59



Morning mist pine
AVMPU40074
SEE THIS FLOOR ON PAGE 59



Sundown pine
AVMPU40075
SEE THIS FLOOR ON PAGE 60



Elegant oak fumed
AVMPU40317
SEE THIS FLOOR ON PAGE 60



Autumn oak brown
AVMPU40090
SEE THIS FLOOR ON PAGE 61



Autumn oak chocolate
AVMPU40199
SEE THIS FLOOR ON PAGE 61

Visualise your choice of flooring in your own interior



SCAN THE QR CODE TO ACCESS THE ROOMVIEWER



AVMPU40204



AVMPU40200



AVMPU40079





AVMPU40099



AVMPU40080



AVMPU40319

Mix & match

Not sure whether to choose tiles or planks? Why not combine them? Create vibrant rooms by mixing and matching vinyl planks and tiles. Time to start creating some fun combinations. They will make your rooms look amazing.

BLOOM

AVMPU40236

ILLUME

AVMTU40273



AVMPU40103

AVMPU40097

Visualise your choice of flooring in your own interior



SCAN THE QR CODE TO ACCESS THE ROOMVIEWER




AVMPU40316

AVMPU40318

AVMPU40088

AVMPU40203



AVMPU40098

AVMPU40104

AVMPU40238

AVMPU40315



AVMPU40201

AVMPU40237

AVMPU40202

AVMPU40074



AVMPU40075

AVMPU40317

AVMPU40090

AVMPU40199



BLOS



For strong flooring design with trusted performance, Blos is the ideal choice. The Blos flooring collection perfectly captures the essence of spring and daydreams of blossoming nature. Discover our serene, attractive designs for inspirational flooring ideas.

- ✓ LIFETIME WARRANTY DOMESTIC USE
- ✓ MADE IN BELGIUM



BLOS (AVSPU) - COMES WITH UNDERLAY ATTACHED 

1251 x 189 x 4+1 mm

Box: 9 planks = 2.128 m² = 14.152 kg

Pallet: 44 boxes = 93.63 m² = 667.210 kg = 1270 x 808 x 528 mm



CLASS 33

BLOS BASE (AVSPT) - COMBINE WITH ONE OF OUR SEPARATE UNDERLAY PRODUCTS 

1251 x 189 x 4 mm

Box: 12 planks = 2.837 m² = 18.606 kg

Pallet: 44 boxes = 124.84 m² = 863.140 kg = 1270 x 808 x 510 mm



CLASS 33

BLOS (AVSPU)

BLOS BASE (AVSPT)

Canyon oak beige
AVSPU40038
AVSPT40038
SEE THIS FLOOR ON PAGE 66



Chia oak
AVSPU40280
AVSPT40280
SEE THIS FLOOR ON PAGE 67



Classic oak natural
AVSPU40023
AVSPT40023
SEE THIS FLOOR ON PAGE 70

Gingerbread oak
AVSPU40278
AVSPT40278
SEE THIS FLOOR ON PAGE 70

Canyon oak grey with saw cuts
AVSPU40030
AVSPT40030
SEE THIS FLOOR ON PAGE 67



Coast oak honey
AVSPU40320
AVSPT40320
SEE THIS FLOOR ON PAGE 71

Coast oak sand
AVSPU40322
AVSPT40322
SEE THIS FLOOR ON PAGE 68



Canyon oak natural
AVSPU40039
AVSPT40039
SEE THIS FLOOR ON PAGE 71

Buttermilk oak
AVSPU40277
AVSPT40277
SEE THIS FLOOR ON PAGE 68



Cottage oak natural
AVSPU40025
AVSPT40025
SEE THIS FLOOR ON PAGE 72

Coast oak beige
AVSPU40321
AVSPT40321
SEE THIS FLOOR ON PAGE 69



Vintage chestnut natural
AVSPU40029
AVSPT40029
SEE THIS FLOOR ON PAGE 72

Drift oak beige
AVSPU40018
AVSPT40018
SEE THIS FLOOR ON PAGE 69



Cocoa oak
AVSPU40279
AVSPT40279
SEE THIS FLOOR ON PAGE 73

Silk oak dark grey
AVSPU40060
AVSPT40060
SEE THIS FLOOR ON PAGE 73



AVSPU40320

Visualise your choice of flooring in your own interior



SCAN THE QR CODE TO ACCESS THE ROOMVIEWER



AVSPU40038
AVSPT40038



AVSPU40280
AVSPT40280



AVSPU40030
AVSPT40030



AVSPU40322
AVSPT40322

AVSPU40277
AVSPT40277

AVSPU40321
AVSPT40321

AVSPU40018
AVSPT40018



AVSPU40023
AVSPT40023

AVSPU40278
AVSPT40278

AVSPU40320
AVSPT40320

AVSPU40039
AVSPT40039



AVSPU40025
AVSPT40025

AVSPU40029
AVSPT40029



AVSPU40279
AVSPT40279



AVSPU40060
AVSPT40060



AVMTU40333

ILLUME



Explore Illume. Surprising designs and daring colours with a sophisticated, rich structure. This collection lights up your interior, whether it's with soft carpet stroke effect designs, polished concrete looks or even with subtle terrazzo concrete designs that incorporate stones and shells. Perfect if you'd like to add some radiance and illumination to your home.

- ✓ LIFETIME WARRANTY DOMESTIC USE
- ✓ MADE IN BELGIUM



ILLUME (AVMTU) - COMES WITH UNDERLAY ATTACHED 

856 x 428 x 5+1 mm


Box: 6 tiles = 2.200 m² = 19.050 kg

Pallet: 48 boxes = 105.60 m² = 933.120 kg = 1320 x 875 x 810 mm



CLASS 33

Sandstone concrete
AVMTU40274
SEE THIS FLOOR ON PAGE 78




Cloudy concrete
AVMTU40273
SEE THIS FLOOR ON PAGE 78



Pebble concrete
AVMTU40276
SEE THIS FLOOR ON PAGE 79




Oyster concrete
AVMTU40275
SEE THIS FLOOR ON PAGE 80



Soft blush
AVMTU40333
SEE THIS FLOOR ON PAGE 81



Soft sage
AVMTU40334
SEE THIS FLOOR ON PAGE 82




Soft sky
AVMTU40325
SEE THIS FLOOR ON PAGE 83



Soft graphite
AVMTU40326
SEE THIS FLOOR ON PAGE 83



AVMTU40275



AVMTU40274

AVMTU40273

AVMTU40276

Visualise your choice of flooring in your own interior




SCAN THE QR CODE TO ACCESS THE ROOMVIEWER





AVMTU40334



AVMTU40325



AVMTU40326



AVSTU40232

ORO



Oro means gold, apt for the richness in style when choosing this design. Oro is an ideal choice for those looking to add a touch of elegance to their home. Offering a range of shades, from light to dark hues, there's a perfect match for any interior design style, all with Alpha Vinyl's trusted performance.

- ✓ LIFETIME WARRANTY DOMESTIC USE
- ✓ MADE IN BELGIUM



ORO (AVSTU) - COMES WITH UNDERLAY ATTACHED 

610 x 303 x 4+1 mm

Box: 10 tiles = 1.848 m² = 12.335 kg

Pallet: 48 boxes = 88.70 m² = 632.090 kg = 628 x 1280 x 648 mm



CLASS 33

ORO BASE (AVSTT) - COMBINE WITH ONE OF OUR SEPARATE UNDERLAY PRODUCTS 

610 x 303 x 4 mm

Box: 15 tiles = 2.772 m² = 18.188 kg

Pallet: 40 boxes = 110.88 m² = 767.520 kg = 620 x 1280 x 640 mm




CLASS 33

ORO (AVSPU)
 ORO BASE (AVSPT)



Marble Carrara white
 AVSTU40136
 AVSTT40136
 SEE THIS FLOOR ON PAGE 88



Coral rock
 AVSTU40232
 AVSTT40232
 SEE THIS FLOOR ON PAGE 89




Concrete rock
 AVSTU40234
 AVSTT40234
 SEE THIS FLOOR ON PAGE 90



Oxidized rock
 AVSTU40235
 AVSTT40235
 SEE THIS FLOOR ON PAGE 91



Cinnamon rock
 AVSTU40233
 AVSTT40233
 SEE THIS FLOOR ON PAGE 91



Volcanic rock
 AVSTU40231
 AVSTT40231
 SEE THIS FLOOR ON PAGE 92



Black slate
 AVSTU40035
 AVSTT40035
 SEE THIS FLOOR ON PAGE 93





AVSTU40234

Visualise your choice of flooring in your own interior



SCAN THE QR CODE TO ACCESS THE ROOMVIEWER





AVSTU40234
AVSTT40234

AVSTU40235
AVSTT40235

AVSTU40233
AVSTT40233



AVSTU40231
AVSTT40231



AVSTU40035
AVSTT40035

ACCESSORIES

DISCOVER OUR FULL RANGE OF ACCESSORIES



INSTALLATION


UNDERLAYS

Our separate underlays can be used only in combination with Blos base and Oro base floors (other collections come with underlay attached). Besides creating a level foundation, our underlays provide excellent acoustic insulation. On top of that, our underlays are compatible with traditional underfloor heating or cooling systems. Combine Blos base and Oro base with one of the underlay types below, choosing according to your specific needs.



Comfort
QSVUDLCOMFORT15
Thickness: 1.15 mm - Roll: 15 m²

This all-round underlay helps you level the existing subfloor. Comfort suits any room and is a sustainable choice because it's made of recycled PET flakes. Suitable with underfloor heating and cooling.




Heat
QSVUDLHEAT10
Thickness: 1.55 mm - Roll: 10 m²

The recommended underlay for rooms that get lots of direct sunlight, and rooms with underfloor heating or cooling. Our Heat underlay also offers the best in-room noise reduction. Moreover, it guarantees the best lifetime performance for your floor: over time it keeps performing at its best in terms of acoustics and support.



Transit
QSVUDLTRANSIT15
Thickness: 1.20 mm - Roll: 15 m²

Offering the best noise reduction toward neighbouring rooms, this underlay is ideal for first floors and apartments. Transit is a sustainable choice because it's mainly made of recycled PET flakes. Suitable with underfloor heating and cooling.

 Our Heat underlay is composed of sustainable raw materials, including plant-based oils and mineral components such as chalk. The Comfort and Transit underlays are made from recycled PET flakes.

INSTALLATION TOOLS



Installation set
QSTOOLA

Set with a tapping block to easily click planks together, a cramp iron for hard-to-reach places and spacers to provide perfect expansion joints (8 mm) between walls and floor.

FINISHING

COLOUR-MATCHED SKIRTINGS

Why choose Quick-Step colour-matched skirtings and profiles?

PERFECTLY MATCHING COLOURS

Our skirtings and profiles flawlessly match the colour of every floor.

SCRATCH-RESISTANT TOP LAYER

Skirtings and profiles are protected against everyday wear and tear.

QUICK-STEP WARRANTY

Skirtings come with the same warranty as your floor.



Scotia
QSVSCOT(-)
2400 x 17 x 17 mm

A discrete finish that matches the colour of your floor. Easy to install with One4All Glue. Use the Foamstrip and Hydrokit to obtain a watertight finish. Also available in a white, paintable version (QSSCOTPAINT).



Standard skirting
QSVSK(-)
2400 x 12 x 58 mm

Standard skirtings that match the colour of your floor. Use the included plugs to connect skirtings, even in corners. The included plugs are available separately too (NEPLUG). Easy to install with One4All Glue. Use the Foamstrip and Hydrokit to obtain a watertight finish. Also available in a white, paintable version (QSSKPAINT).

PAINTABLE SKIRTINGS



Paintable scotia
QSSCOTPAINT
2400 x 17 x 17 mm

Paintable scotia that can be left white as well. Easy to install with One4All Glue. Not suitable for damp rooms - check out our range of waterproof skirtings.



Paintable standard skirting
QSSKPAINT
2400 x 12 x 58 mm

Paintable skirting that can be left white as well. Use the included plugs to connect skirtings, even in corners. The included plugs are available separately too (NEPLUG). Easy to install with One4All Glue. Not suitable for damp rooms - check out our range of waterproof skirtings.



Paintable parquet skirting
QSPSKRPAINT
2400 x 14 x 77 mm

Paintable skirting with space to hide cables. Use NEPLUG plugs (not included) to connect skirtings, even in corners. Easy to install with One4All Glue or Track. Not suitable for damp rooms - check out our range of waterproof skirtings.



Paintable cover skirting
QSISKRCOVER
2400 x 16 x 129 mm



Paintable ovolo skirting
QSISKRWHITE
2400 x 16 x 160 mm



Paintable ogee skirting
QSISKROGEE
2400 x 16 x 160 mm



Paintable small skirting
QSPSKR4PAINT
2400 x 14 x 40 mm

Paintable skirting to put over an existing one - ideal for renovations. Adjustable to 4 heights between 68 and 129 mm. Can be left white as well. Easy to install with One4All Glue. Not suitable for damp rooms - check out our range of waterproof skirtings.



Paintable skirting that can be used in two shapes for more decorative freedom. Adjustable to 5 heights between 25 and 134 mm - use the supplied Incizo knife. Can be left white as well. Easy to install with One4All Glue. Not suitable for damp rooms - check out our range of waterproof skirtings.



SHAPE 1



SHAPE 2

Paintable skirting that can be used in two shapes to add a specific character to your interior. Adjustable to 4 heights between 20 and 140 mm - use the supplied Incizo knife. Can be left white as well. Easy to install with One4All Glue. Not suitable for damp rooms - check out our range of waterproof skirtings.



SHAPE 1



SHAPE 2

Paintable skirting that can be left white as well. Also available in a flexible version (QSFLEXSKR) to finish your entire space in the same style. Easy to install with One4All Glue. Not suitable for damp rooms - check out our range of waterproof skirtings.

WATERPROOF PAINTABLE SKIRTINGS



Paintable waterproof scotia
QSHSCOTPAINT
2400 x 20 x 30 mm

Paintable, 100%-recyclable polystyrene scotia that can be left white as well. Use the Foamstrip and Hydrokit for a watertight finish in damp rooms. Easy to install with One4All Glue.



Paintable waterproof skirting - small
QSHSK38PAINT
2400 x 13 x 38 mm

Small, paintable, 100%-recyclable polystyrene skirting that can be left white as well. Use the Foamstrip and Hydrokit for a watertight finish in damp rooms. Easy to install with One4All Glue.



Paintable waterproof skirting - medium
QSHSK58PAINT
2400 x 13 x 58 mm

Medium, paintable, 100%-recyclable polystyrene skirting that can be left white as well. Use the Foamstrip and Hydrokit for a watertight finish in damp rooms. Easy to install with One4All Glue.



Paintable waterproof skirting - large
QSHSK80PAINT
2400 x 15 x 80 mm

Large, paintable, 100%-recyclable polystyrene skirting that can be left white as well. Use the Foamstrip and Hydrokit for a watertight finish in damp rooms. Easy to install with One4All Glue.



Paintable waterproof flexible skirting
QSFLEXSKR
14 x 40 mm

Flexible, paintable skirting made of foamed PVC that can be cut to your desired length. Ideal to finish pillars or curved walls. Use the Foamstrip and Hydrokit for a watertight finish in damp rooms. Easy to install with contact glue.

INSTALLATION TOOLS FOR SKIRTINGS



One4All Glue
QSGLUE290
290 ml

Multi-purpose glue that ensures adhesion on all materials and substrates. Average usage: 1 tube for 15 m of skirtings.



Plugs
NEPLUG

Connection pieces for standard skirting and parquet skirting. One package contains 24 connections for inside and outside corners + 24 connections for straight stretches.

COLOUR-MATCHED PROFILES



Incizo profile
QSVINCP(-)
2000 x 45 x 8 mm

Multifunctional finishing tool to finish your floor and stairs in matching colours. Simply cut the Incizo basic profile to the desired shape with the supplied Incizo knife. Use the Foamstrip and Hydrokit for a watertight finish. Patent pending.
Contains 1 Incizo profile, 1 Incizo knife and 1 plastic rail.


APPLICATION 1
Connect two floors of different heights.




APPLICATION 2
Connect two floors of the same height.



APPLICATION 3
Finish your floor along walls or windows.
Cut in half to cover twice the distance with one profile.



APPLICATION 4
Create a nice transition between your Alpha Vinyl floor and other flooring types or finish along sliding windows.



Incizo profile / Incizo aluminium subprofile for stairs
QSVINCP(-) / NEVINCPBASE1
2000 x 45 x 8 mm /
2000 x 33 x 17 mm

The Incizo profile also allows you to finish your stairs and steps in the flooring design of your choice. For this application, you need the Incizo profile and an aluminium subprofile. Subprofile to be ordered separately.


APPLICATION 5
Finish your stairs and steps.



ALUMINIUM FINISHING PROFILES



silver coffee clay champagne



Vinyl expansion profile
NEVEXPSILV / NEVEXPCOFF
NEVEXPCLAY / NEVEXPCHAM
2000 x 34 x 7 mm

To connect two floors of the same height. Available in silver, coffee, clay and champagne.



Vinyl adapter profile
NEVADPSILV / NEVADPCOFF
NEVADPCLAY / NEVADPCHAM
2000 x 38 x 7 mm

To connect two floors of a different height. Available in silver, coffee, clay and champagne.




Vinyl end profile
NEVENPSILV / NEVENPCOFF
NEVENPCLAY / NEVENPCHAM
2000 x 24 x 7 mm

To finish your floor along walls, windows or carpets. Available in silver, coffee, clay and champagne.



Multifunctional profile
QSPRSILV
1860 x 47 x 16 mm

To connect two floors of the same height or with a height difference of up to 12.3 mm. Available in silver.




STAIR COVERS



Vinyl Stair Cover - Bullnose
QSVSTRBMP(-)
 1474 x 136 x 54 mm
QSVSTRBSP(-)
 1231 x 116 x 54 mm

Durable vinyl tread cover with a bullnose stair nosing to cleanly finish your stairs. Since Stair Covers are made out of your floor's material, the colour matches 100%. Easy glued-down installation. Vinyl Stair Covers are available only with our Bloom, Blos and Ciro collections.



FINISHING TOOLS



Colour-matched kit
QSKIT(-)
 310 ml

This elastic, acrylic-based paste is the ideal solution to fill joints between skirtings and walls. Available in matching colours. Average usage: 1 tube for 15 m.



Pipe covers
QSRCINOX15 / QSRCINOX22
 2 pcs/pack

Stainless steel covers to nicely finish pipes and heating elements. Available in inside diameter sizes 15 and 22 mm. Do not glue the covers to the floor, but install them floating.

TOOLS FOR A WATERTIGHT FINISH

Give your floor a watertight finish using our Foamstrip and Hydrokit to get your water-resistance warranty. Follow the installation instructions and consult the warranty conditions for more details.



Foamstrip
NEVRFOAMSTRIP15
 15 m x 8 mm x 5 mm

Fill up expansion joints with the Foamstrip and combine with the Hydrokit for a watertight finish of your floor. Invisible installation under skirtings, profiles etc.



Hydrokit
QSKITTRANSP
 310 ml

Transparent silicone to combine with the Foamstrip for a watertight finish of your floor. Invisible installation under skirtings, profiles, etc. Average use: 1 tube for 15 m.

STEP 1 Install your Alpha Vinyl floor

Provide an 8 mm expansion joint between walls and floor.



STEP 3 Add Hydrokit

Apply the Hydrokit on top of the Foamstrip.



STEP 2 Add Foamstrip

Install a Foamstrip between the wall and your floor.



STEP 4 Install your colour- matched skirting

MAINTENANCE



Floor cleaner 2 L
QSCLEANECO2000
2 L

Specially developed for Quick-Step floors, our biodegradable Floor cleaner thoroughly cleanses your flooring and protects the surface, keeping it looking like new. What's more, it's a sustainable choice so you'll be doing your bit for the environment as well as protecting your vinyl floors.



Floor cleaner 1 L
QSCLEANECO1000
1 L

Specially developed for Quick-Step floors, our biodegradable Floor cleaner thoroughly cleanses your flooring and protects the surface, keeping it looking like new. What's more, it's a sustainable choice so you'll be doing your bit for the environment as well as protecting your vinyl floors.




Spot cleaner 250 ML
QSPOTCLEAN
250 ML

Our spot cleaner has been expertly developed for Quick-Step floors. Use our spot cleaner to remove even the most persistent stains such as permanent marker, paint or red wine, as well as kitchen spills, and more.



Cleaning kit
QSPRAYKIT

Mop holder with refillable water tank and handy lever to easily moisten and mop your floor. Also includes a washable microfibre mop and 1 L of Quick-Step Floor cleaner. A sustainable choice to clean your floor.



Cleaning mop
QSPRAYMOP

Microfibre mop washable up to 60 °C. Compatible with the Quick-Step Cleaning kit.



Repair kit
QSREPAIR

Kit to easily repair light damage and renew the original colour of your floor. Find detailed instructions at quickstep.com.



AVMPU40099

YOUR QUICK-STEP DEALER



www.quick-step.co.uk

a brand of  UNILIN

Product images may differ from actual product. The availability of products, or the products themselves, may change at any time without notice. Content © 2023 - 2024 by Unilin BV, division Flooring. All rights reserved. The contents of this brochure may not be reproduced in whole or in part without prior written permission from the publisher.

023 081 01 - Z2 - EN UK

Coverphoto: AVHBU40359

FOLLOW US ON



@quickstepfloors

@quickstepfloor